

## Summary of Business Results adjusted (Unaudited) for the Financial Period from 1/1/2026 to 31/3/2026

### Company's Comment on Business Results:

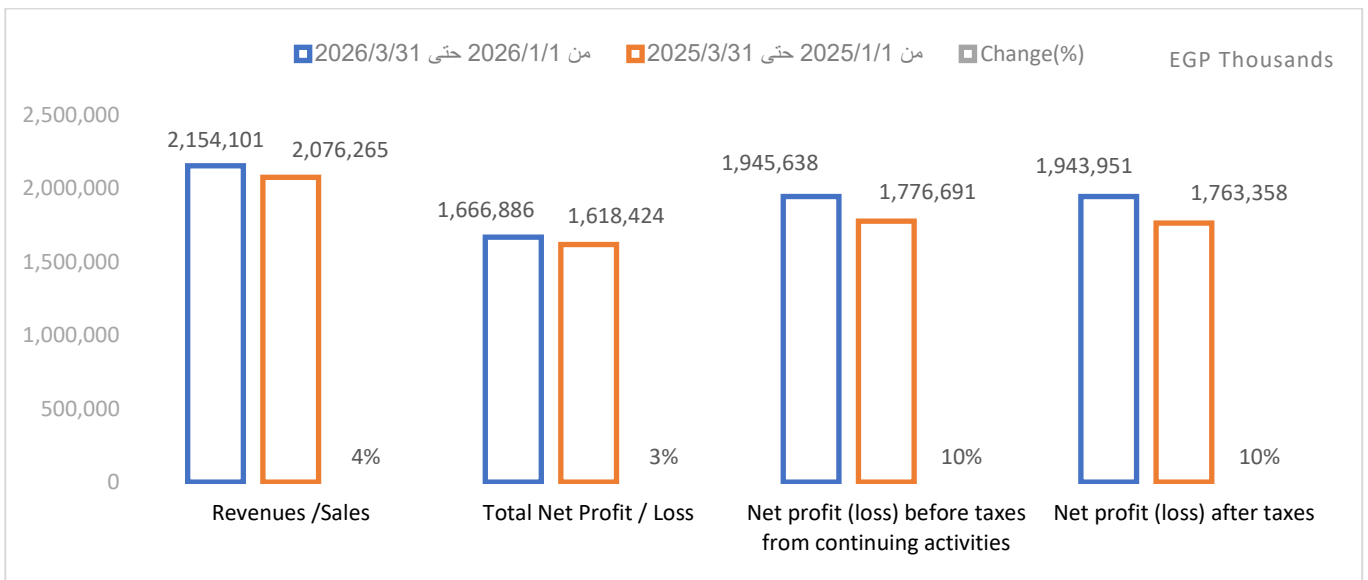
The actual results achieved during the period from 01/01/2026 to 31/03/2026 showed an increase in the number of containers handled by 8% compared to the corresponding period of the previous year. The company also succeeded in increasing Revenues (value production) by 4%, in addition to achieving a 10% increase in Net profit compared to the corresponding period of the previous year.

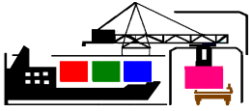
### 1- Financial Indicators: -

#### A-Comparative Income Statement for the Financial Period from 1/1/2026 to 31/3/2026

(EGP Thousands)

Description	From 1/1/2026 to 31/3/2026	from 1/1/2025 to 31/3/2025	Change (%)
Revenues /Sales	2.146.947	2,076,265	3%
Gross profit	1.659.732	1,618,424	3%
The ratio of gross profit to revenues / sales	77,31%	77,95%	-1%
Net profit before taxes from continuing activities	1.941.505	1,776,691	9%
Net profit before taxes from discontinuing activities	--	--	--
Net profit after taxes	1.939.818	1,763,358	10%

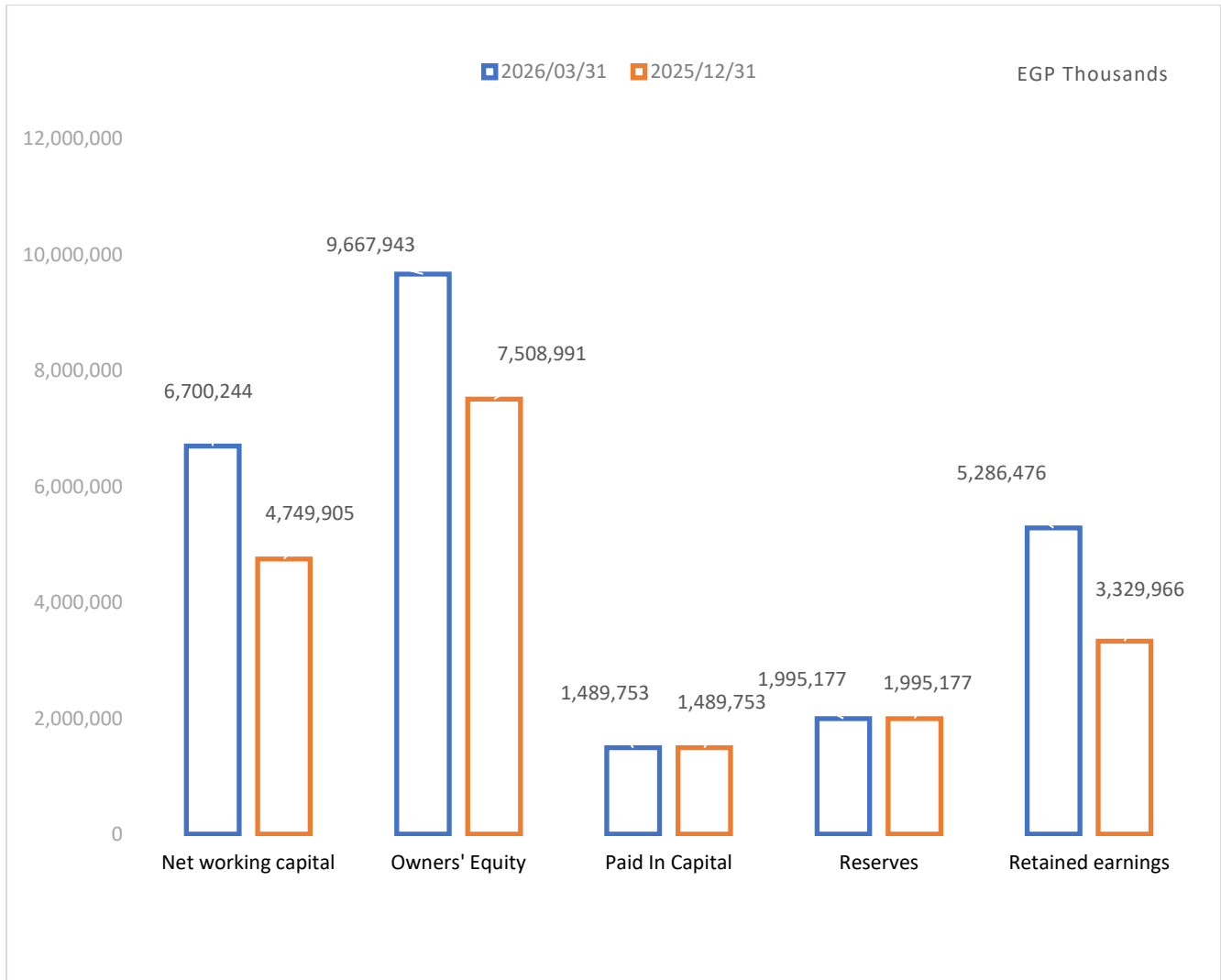


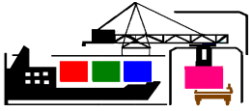


## B- Financial Position Statement in 31/3/2026

(EGP Thousands)

Description	2026/3/31	2025/12/31	Change (%)
Net Working Capital	6.686.505	4,749,905	41%
Owners' Equity	9.663.810	7,508,991	29%
Paid In Capital	1.489.753	1.489.753	0%
Reserves	1.995.177	1.995.177	0%
Retained Earnings	5.282.343	3,329,966	59%



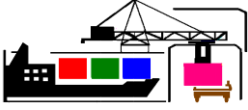


## C- Cash Flows statement for The Period Ended in 31/3/2026

(EGP Thousands)

Description	2026/3/31	2025/3/31	Change (%)
The cash flow from (to) operating activities	1,260,875	776.708	62%
Cash flow from (to) investing activities	(341,634)	(22.110)	1445%
Cash flow from (to) financing activities	-	-	0%





## 2- The important events that happened since the period of the financial position till now and need to be disclosed: -

On Thursday, 16 April 2026, the Ordinary General Assembly approved the sale of the Company's entire stake in the issued share capital of Egypt Marine Ports Company S.A.E., amounting to 182,735,927 shares, representing 6.01% of the company's share capital, to the Holding Company for Maritime and Land Transport.

The transaction was approved as a oppositions contracts, provided that the selling price per share shall not be less than the value determined by the fair value study prepared by an independent financial advisor. Payment shall be made either in U.S. Dollars or Egyptian Pounds, based on the exchange rate announced by the Central Bank of Egypt on the transaction execution date.

## 3-Reasons for expecting the auditor not to show unqualified report -

No reasons

Chief Financial Officer

Acct. Ahmed Mohamed Hamouda



Investors Relations Manager

Acct. Salma Mohamed Saad



## Avowal

We avow that the data listed above are extracted from the company's financial statements that were issued by the Board of Directors meeting held on 21/5/2026 and the auditor's report has not yet been issued.

We pledge to send it as soon as the auditor's report is issued on it and no later than before the start of the next days starting session according to the day recorded in the auditor's report which we expect to be unqualified opinion report.

## إقرار

نقر بأن البيانات المدونة أعلاه مستخرجة من القوائم المالية للشركة التي تم إصدارها بقرار مجلس الإدارة بتاريخ ٢٠٢٦ /٥/٢١ ولم يصدر عنها تقرير مراقب الحسابات بعد .. ونتعهد بالإفصاح الفوري للهيئة والبورصة عن أي تغيير يطرأ على هذه البيانات فور حدوثه لحين إرسال القوائم المالية المدققة والتي نتعهد بإرسالها فور صدور تقرير مراقب الحسابات عليها وبعد أقصى قبل بداية جلسة تداول اليوم التالي وفقا للتاريخ المدون بتقرير مراقب الحسابات .. والذي نتوقع أن يكون تقريراً نظيفاً.

محاسب/ احمد محمد حموده

Acct./ Ahmed Mohamed Hamouda

رئيس القطاع المالي

Chief Financial Officer

محاسب / سلمى محمد سعد زغلول

Acct./ Salma Mohamed Saad Zaghlol

مدير علاقات المستثمرين

Investors Relations Manager

العضو المنتدب التنفيذي

Chief Executive Officer

لواء بحري أ.ح / علاء محمد ابراهيم احمد

Admiral/Alaa Mohamed Ibrahim Ahmed

